

Exhibit 2



US00D866941S

(12) **United States Design Patent** (10) **Patent No.:** **US D866,941 S**
Kim (45) **Date of Patent:** **** Nov. 19, 2019**

(54) **FOOTWEAR UPPER AND MIDSOLE**

D486,956 S * 2/2004 Williams D2/919
D558,433 S * 1/2008 Cagner D2/919
D581,143 S * 11/2008 Hubner D2/919

(71) Applicant: **Deckers Outdoor Corporation**, Goleta, CA (US)

OTHER PUBLICATIONS

(72) Inventor: **Esther Kim**, Santa Barbara, CA (US)

Puma Drops New Monochrome Platform Sandals, Missbish, by Jana K. Hoffman, at <https://missbish.com/puma-drops-new-monochrome-platform-sandals/> Apr. 2017.

(73) Assignee: **Deckers Outdoor Corporation**, Goleta, CA (US)

* cited by examiner

(**) Term: **15 Years**

Primary Examiner — Rashida C. Walshon

(21) Appl. No.: **29/663,103**

(74) *Attorney, Agent, or Firm* — Greer, Burns & Crain, Ltd.

(22) Filed: **Sep. 12, 2018**

(51) **LOC (12) Cl.** **02-04**

(52) **U.S. Cl.** **D2/969; D2/919**

(58) **Field of Classification Search**
USPC D2/896–900, 916, 917, 918, 919, 946, D2/969, 972
CPC .. A43B 3/12; A43B 3/10; A43B 3/128; A43B 3/00
See application file for complete search history.

(57) **CLAIM**

The ornamental design for a footwear upper and midsole, as shown and described.

DESCRIPTION

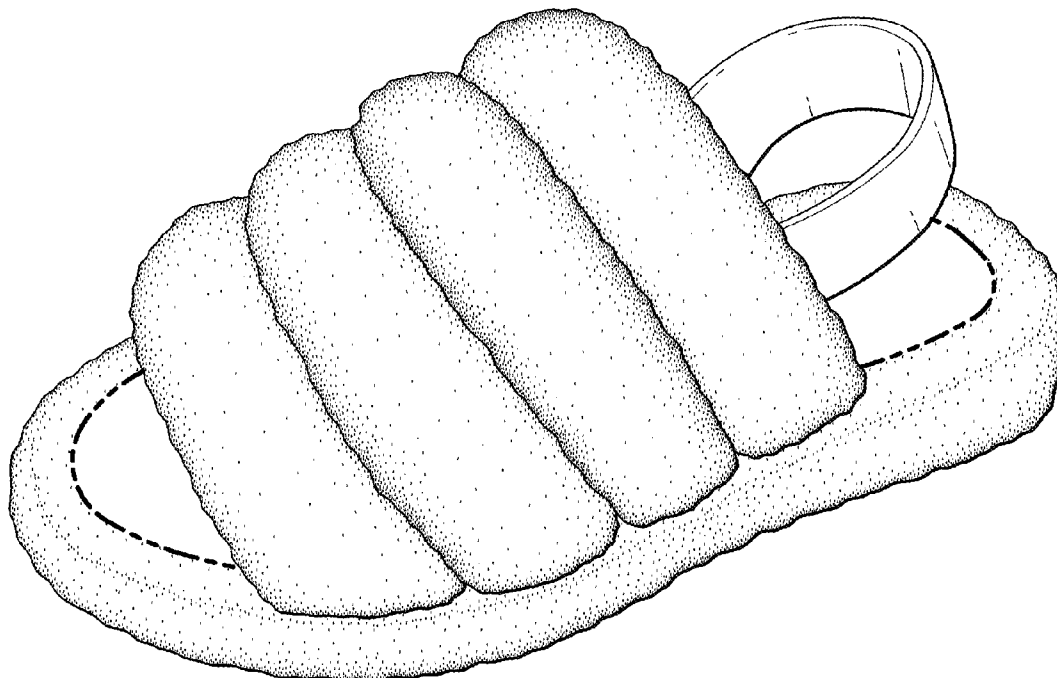
FIG. 1 is a front perspective view of a Footwear Upper and Midsole showing my new design;
FIG. 2 is a side elevational view thereof;
FIG. 3 is an opposite side elevational view thereof;
FIG. 4 is a front elevational view thereof;
FIG. 5 is a rear elevational view thereof;
FIG. 6 is a top plan view thereof; and,
FIG. 7 is a bottom plan view thereof.
The broken lines in FIGS. 1-7 represent portions of the footwear that form no part of the claimed design. The broken lines which define the bounds of the claimed design form no part thereof.

(56) **References Cited**

U.S. PATENT DOCUMENTS

D118,008 S * 12/1939 Berman D2/919
D130,268 S * 11/1941 Creed D2/919
D135,339 S * 3/1943 Hanson D2/919
D167,159 S * 7/1952 Ney D2/919
D374,550 S * 10/1996 Huang D2/919
D417,771 S * 12/1999 Blanco D2/897

1 Claim, 3 Drawing Sheets



U.S. Patent

Nov. 19, 2019

Sheet 1 of 3

US D866,941 S

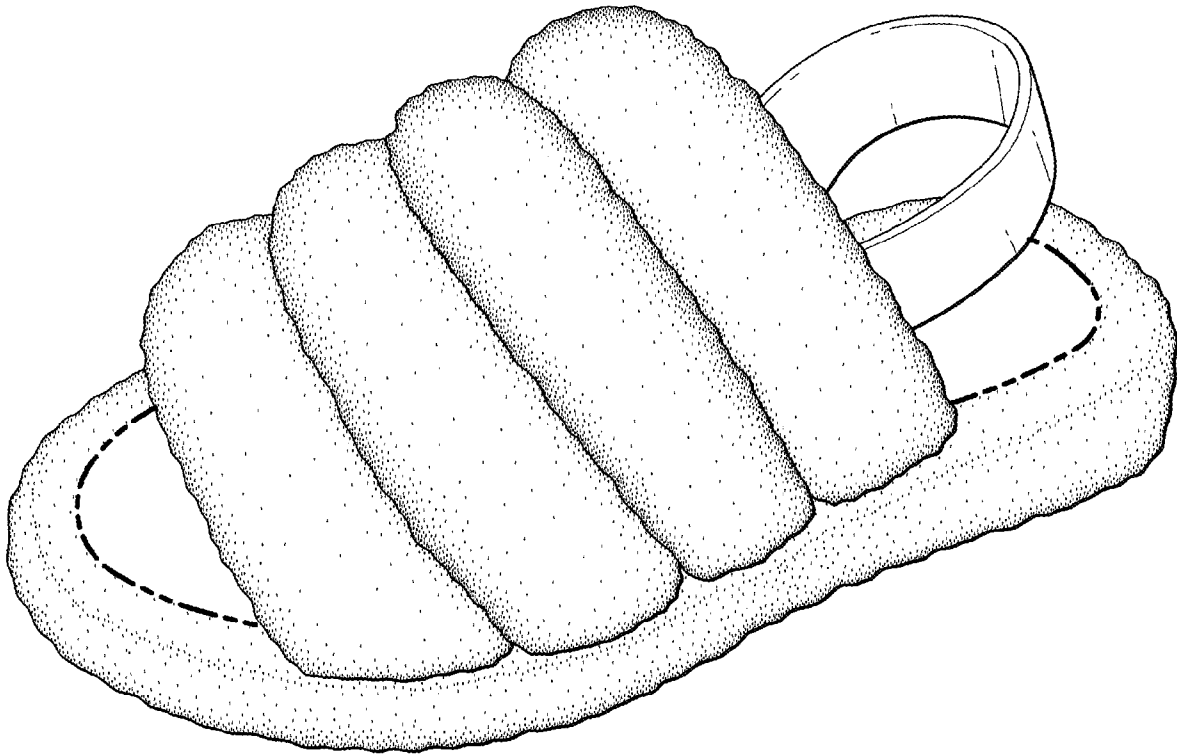


FIG. 1

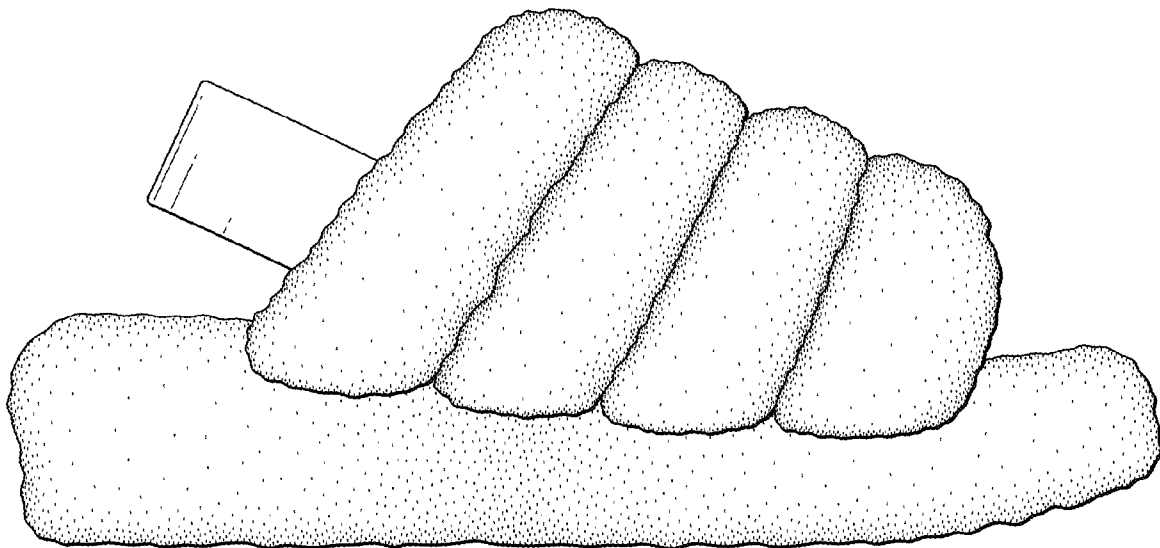


FIG. 2

U.S. Patent

Nov. 19, 2019

Sheet 2 of 3

US D866,941 S

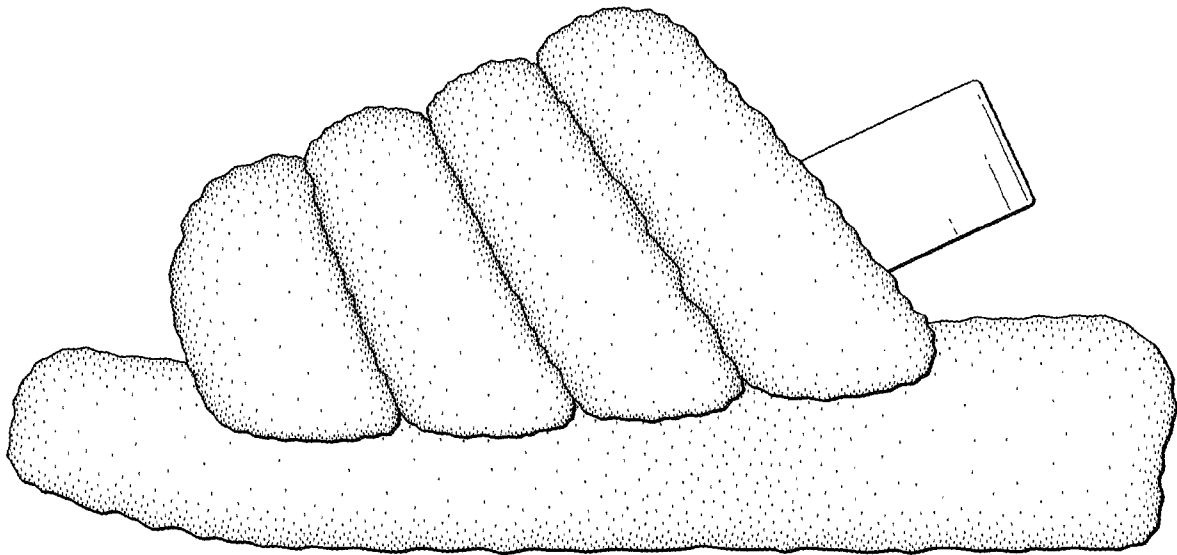


FIG. 3

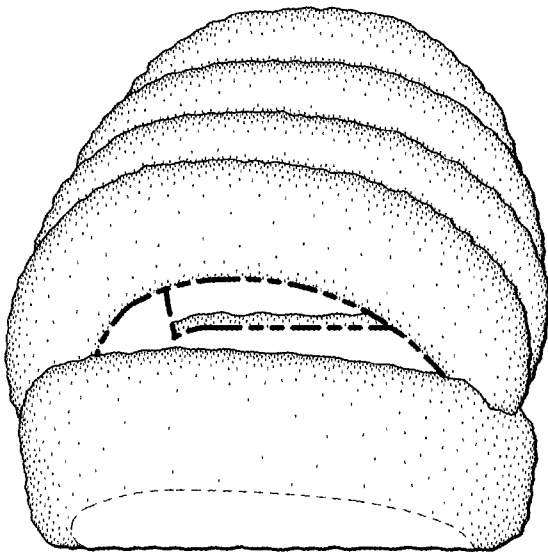


FIG. 4

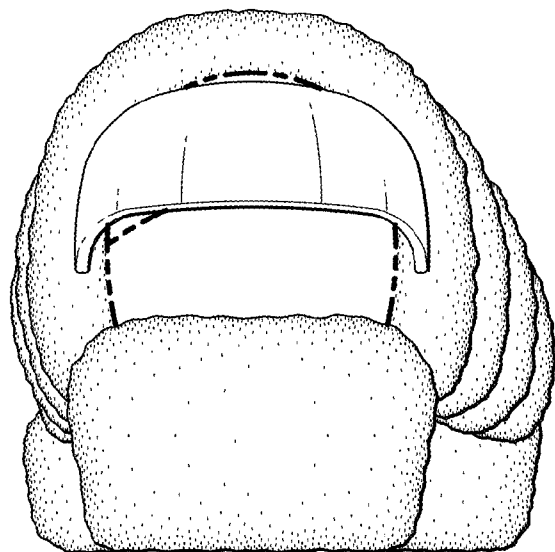


FIG. 5

U.S. Patent

Nov. 19, 2019

Sheet 3 of 3

US D866,941 S

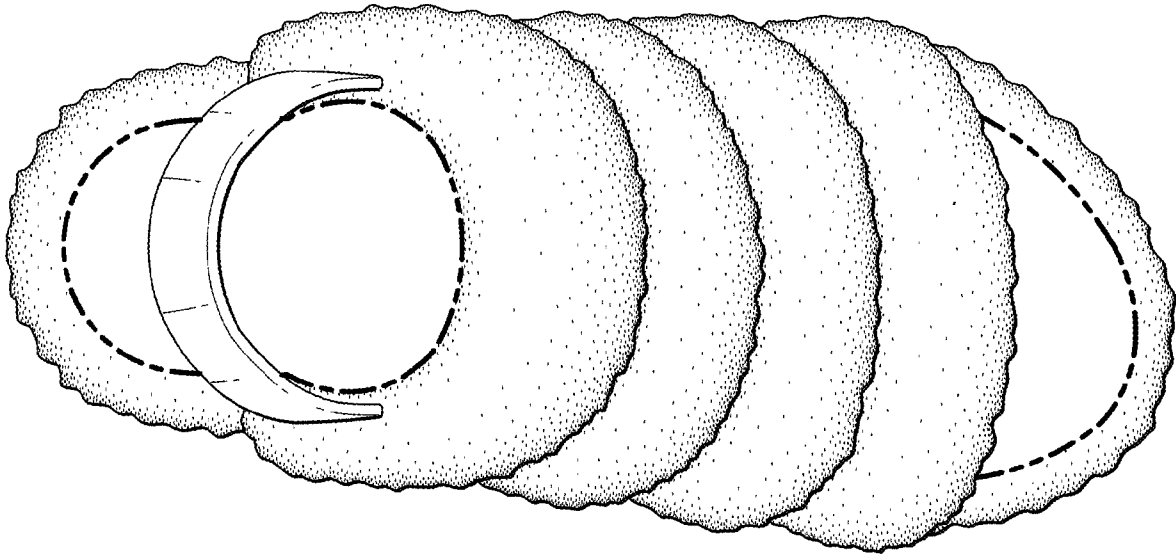


FIG. 6

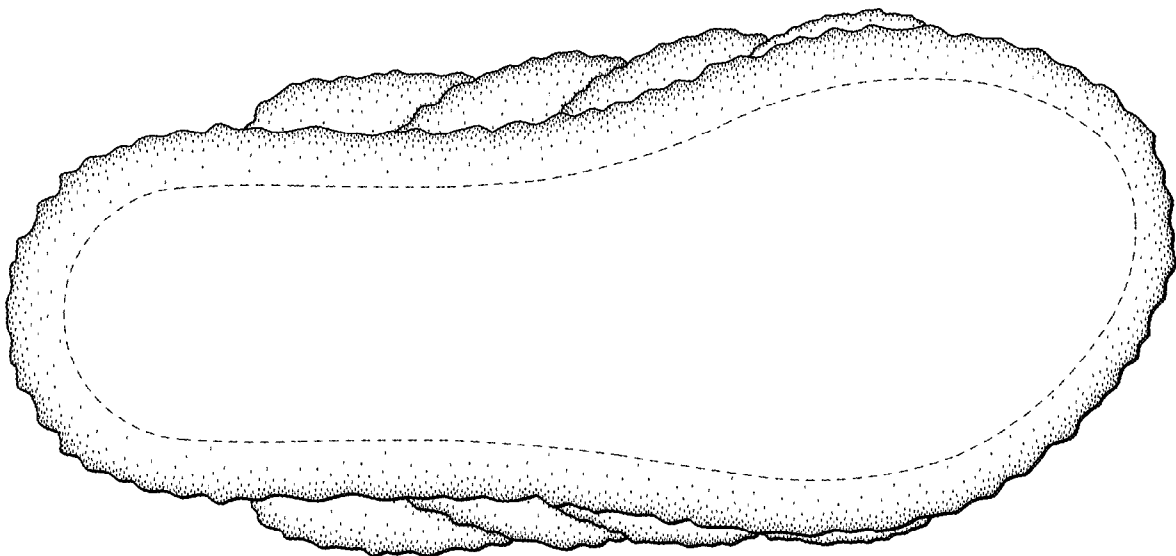


FIG. 7